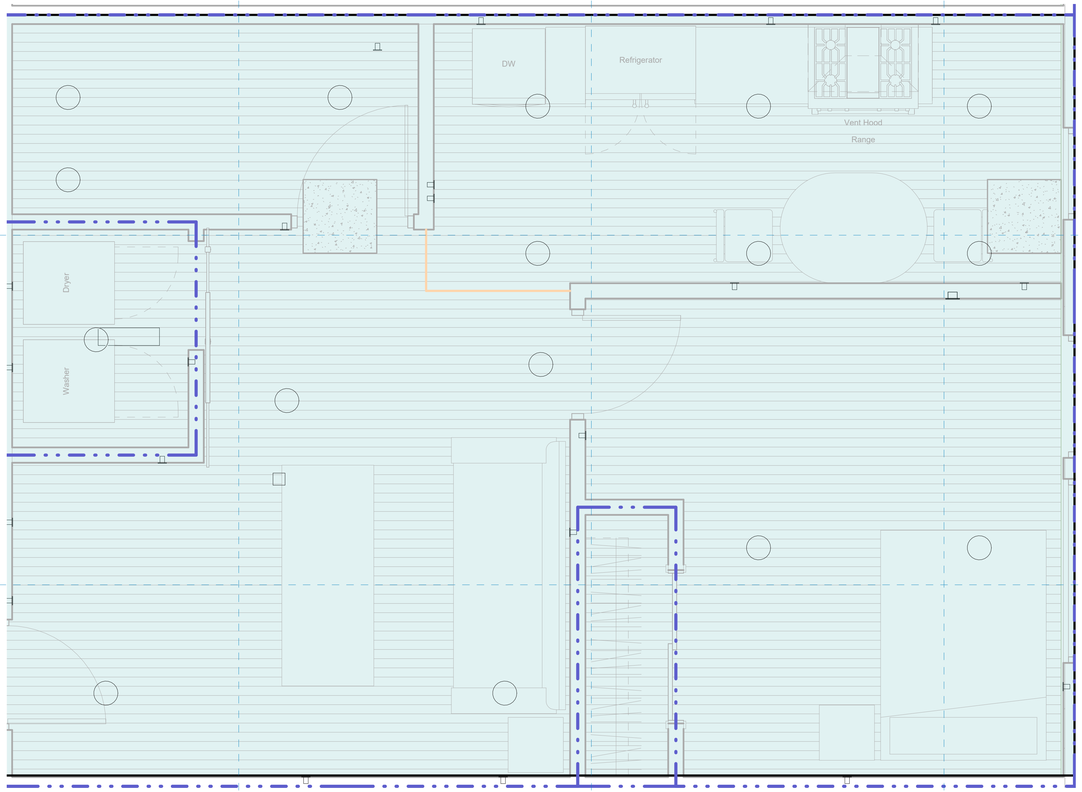

1 ENLARGED POWER PLAN - UNIT 206
1 : 20

Branch Panel: LP-206

Location: LAUNDRY 206D
Supply From:
Mounting: Recessed
Enclosure: Type 1

Volts: 120/208 Wye
Phases: 3
Wires: 4

A.I.C. Rating:
Mains Type:
Mains Rating: 100 A
MCB Rating: 1 A

Notes:

CKT	Circuit Description	Trip	Poles	A		B		C		Poles	Trip	Circuit Description	CKT
1	Receptacle BATHROOM 206B	20 A	1	180 VA	288 VA					1	20 A	Lighting - Dwelling Unit Room 206, 206C, 206A,...	2
3	Receptacle BEDROOM 206A	20 A	1			540 VA	540 VA			1	20 A	Receptacle KITCHEN 206C	4
5	Receptacle LIVING 206	20 A	1					900 VA	750 VA	2	15 A	FCU-206	6
7	Receptacle	20 A	1	360 VA	750 VA					--	--	--	8
9	Receptacle KITCHEN 206C	20 A	1			540 VA							10
11													12
13													14
15													16
17													18
19													20
21													22
23													24
25													26
27													28
29													30
31													32
33													34
35													36
37													38
39													40
41													42
		Total Load:		1566 VA		1620 VA		1650 VA					
		Total Amps:		13 A		14 A		14 A					

Legend:

Load Classification	Connected Load	Demand Factor	Estimated Demand	Panel Totals	
Lighting - Dwelling Unit	288 VA	100.00%	288 VA		
Receptacle	3060 VA	100.00%	3060 VA	**Total Conn. Load:**	4834 VA
Power	1500 VA	100.00%	1500 VA	**Total Est. Demand:**	4834 VA
				Total Conn.:	13 A
				Total Est. Demand:	13 A

Notes:

AUTODESK

www.autodesk.com/revit

Consultant
Address
Address
Address
Phone

Consultant
Address
Address
Address
Phone

Consultant
Address
Address
Address
Phone

Consultant
Address
Address
Address
Phone

Consultant
Address
Address
Address
Phone

No.	Description	Date

Client Name

Project Name

POWER PLAN - UNIT 206

Project Number	Project Number
Date	Issue Date
Drawn By	Author
Checked By	Checker

E-101

Scale 1 : 20

22/11/2026 18:46:20

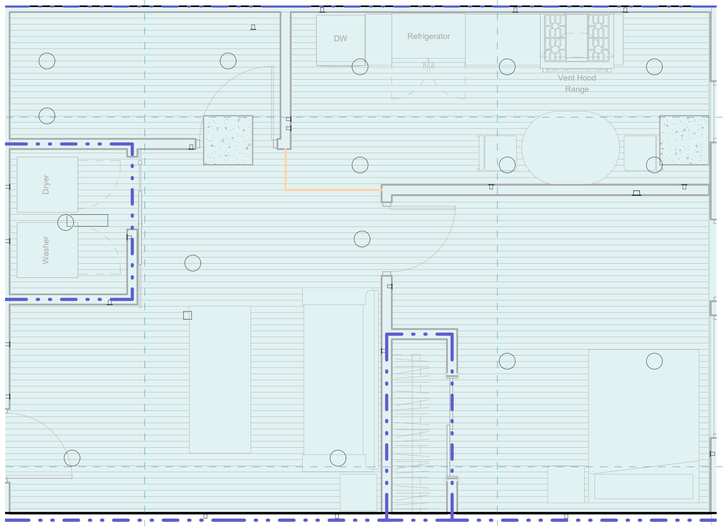

1 ENLARGED LIGHTING PLAN - UNIT 206
1 : 30

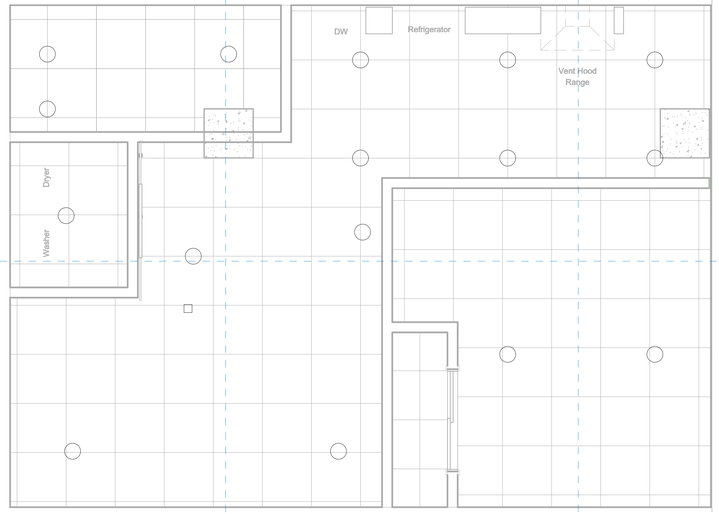

2 ENLARGED ELECTRICAL CEILING PLAN - UNIT 206
1 : 30

ILLUMINANCE CHECK - ACTUAL VS TARGET - UNIT 206			
Number	Name	Average Estimated Illumination	Target Illumination
206	LIVING	120 lx	100 lx
206A	BEDROOM	72 lx	50 lx
206B	BATHROOM	214 lx	200 lx
206C	KITCHEN	245 lx	200 lx

AUTODESK

www.autodesk.com/revit

Consultant
Address
Address
Address
Phone

Consultant
Address
Address
Address
Phone

Consultant
Address
Address
Address
Phone

Consultant
Address
Address
Address
Phone

Consultant
Address
Address
Address
Phone

No.	Description	Date

Client Name

Project Name

LIGHTING PLAN - UNIT 206

Project Number	Project Number
Date	Issue Date
Drawn By	Author
Checked By	Checker

E-102

Scale 1 : 30

22/11/2026 18:46:21

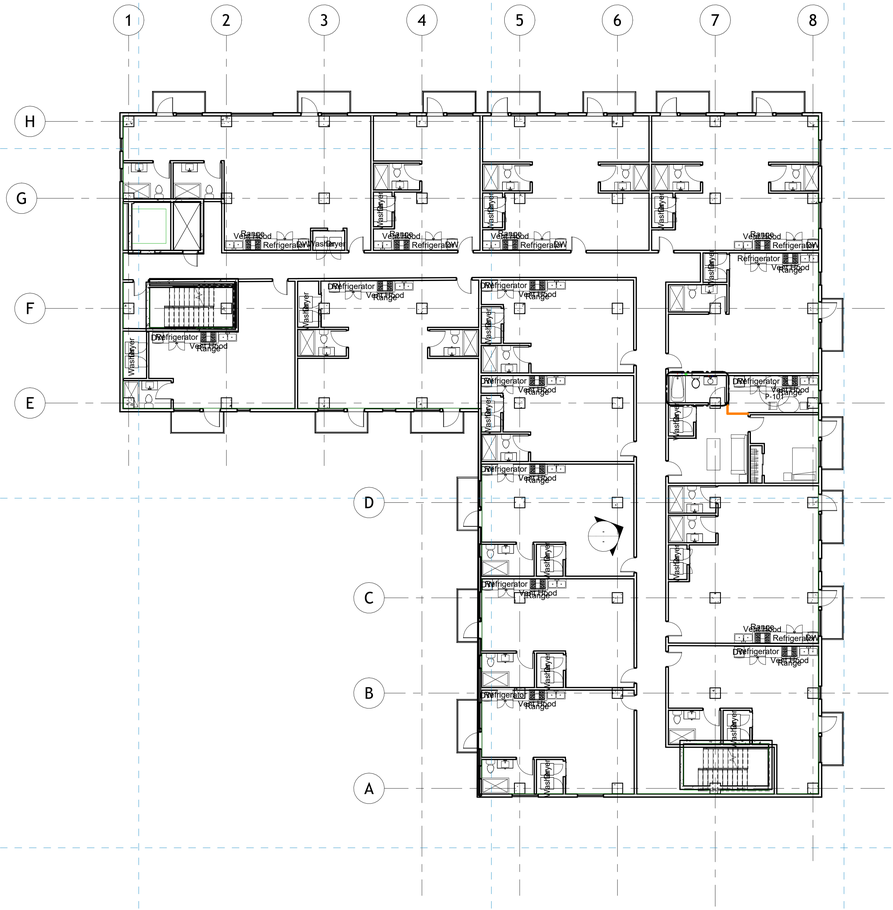

1 PLUMBING PLAN - B01-L02
1 : 140

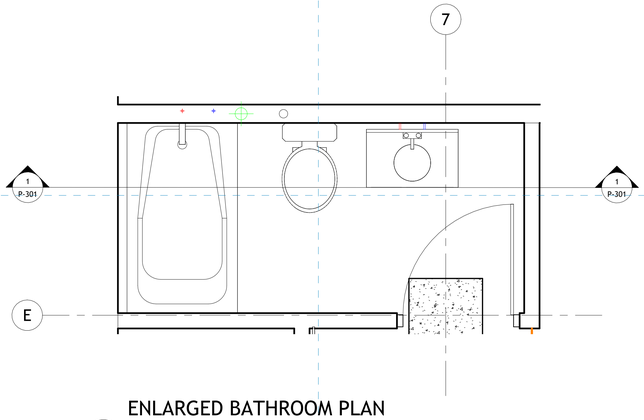

ENLARGED BATHROOM PLAN - 206B
2 1 : 20

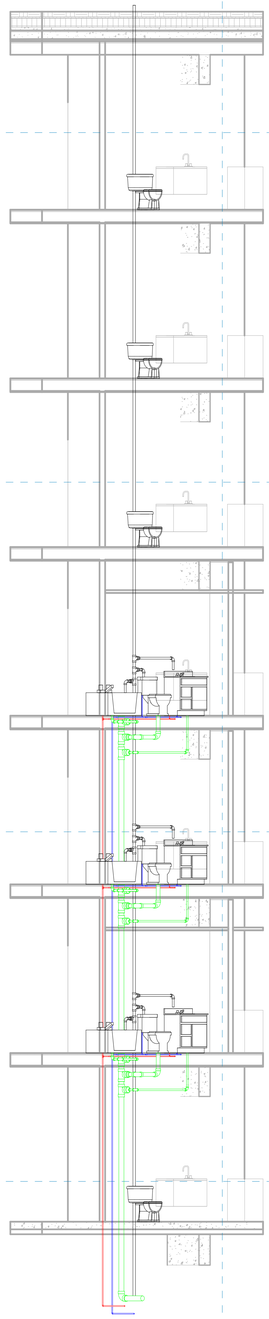

3D - PLUMBING - RISER
3

AUTODESK

www.autodesk.com/revit

Consultant
Address
Address
Address
Phone

Consultant
Address
Address
Address
Phone

Consultant
Address
Address
Address
Phone

Consultant
Address
Address
Address
Phone

Consultant
Address
Address
Address
Phone

No.	Description	Date

Client Name

Project Name

PLUMBING PLAN - BATHROOM STACK

Project Number	206B Project Number
Date	Issue Date
Drawn By	Author
Checked By	Checker

P-101

Scale: As indicated

22/11/2026 18:43:51

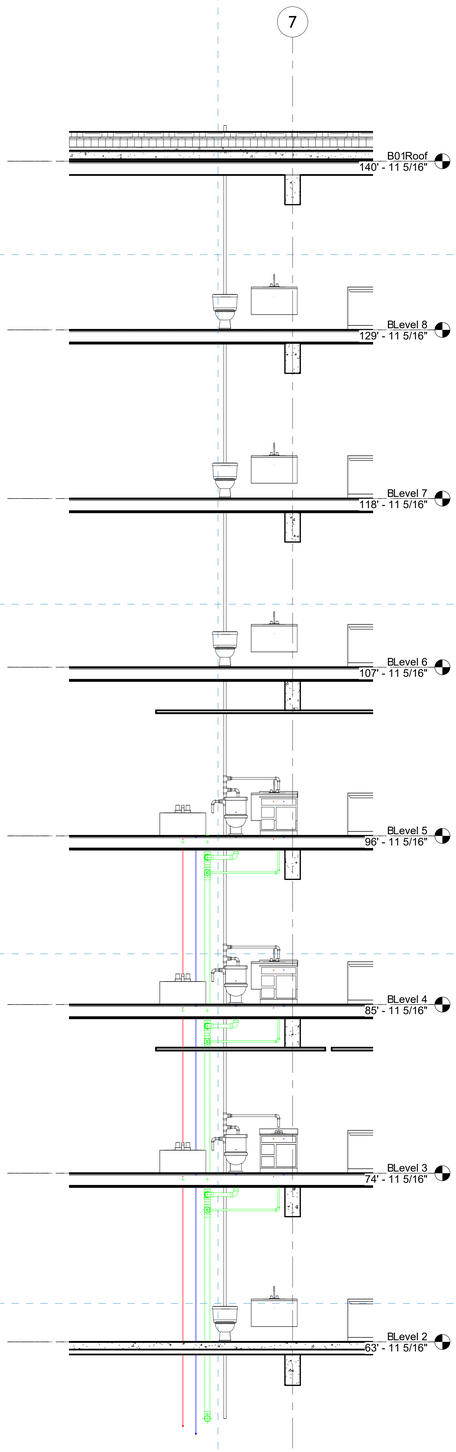

1 RISER SECTION - 206B STACK
1 : 48

AUTODESK

www.autodesk.com/revit

Consultant
Address
Address
Address
Phone

Consultant
Address
Address
Address
Phone

Consultant
Address
Address
Address
Phone

Consultant
Address
Address
Address
Phone

Consultant
Address
Address
Address
Phone

No.	Description	Date

Client Name

Project Name

RISER SECTION - SANITARY

Project Number	Project Number
Date	Issue Date
Drawn By	Author
Checked By	Checker

P-301

Scale 1 : 48

22/11/2026 18:43:51